

STRATEGIES TO SUSTAIN A NO WRONG DOOR SYSTEM



a partnership
between...



VA



U.S. Department
of Veterans Affairs



and aging and disability network agencies

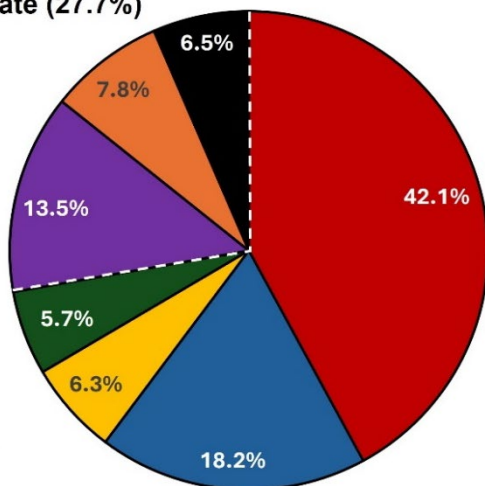
LTSS SPENDING BY PAYER, 2020

Public (72.3%)
■ Medicaid (42.1%)
■ Medicare (18.2%)

■ Federal COVID-19 Pandemic
Assesstance (6.3%)
■ Other Public (5.7%)

Private (27.7%)
■ Out-of-Pocket (13.5%)
■ Private Insurance (7.8%)
■ Other Private (6.5%)

Private (27.7%)



Public (72.3%)

Most People Receive LTSS Through Medicaid

Medicaid covers nearly half of the LTSS spending. Together, Medicaid and Medicare make Up 60.3% of the public funding Which covers LTSS spending.

More People are Choosing HCBS

Home and community-based services (HCBS) comprised 58.6% of FY 2019 Medicaid LTSS expenditures for all populations; more than tripling from 17 percent in FY 1995.

Successful efforts to sustain NWD Systems include building partnerships to maximize existing funding including:

- Older Americans Act
- National Family Support Program
- Veteran Directed Care
- Care Transitions Income
- Medicaid
- Medicare ADRC Grant
- Charitable Donations
- Consumer Fees and Cost-Sharing
- Grants
- State General Revenue
- Other Federal Funding

State
examples of
NWD System
funding

State NWD systems need sustainable and diverse funding sources in order to keep up with rising LSS demand.

LTSS DEMAND IS GROWING

Nearly 11 million community residents in the United States need long term services and supports (LTSS), roughly half of them under the age of 65.

NWD SUPPORTS ACCESS AND CHOICE IN LTSS



NWD promotes HCBS by supporting states' efforts to develop coordinated systems of access to make it easier for individuals to learn about and access LTSS in their communities.

NWD SYSTEMS OPERATE THROUGH A VARIETY OF FUNDING

KEY FUNCTIONS of a NO WRONG DOOR SYSTEM

- State Governance and Administration
- Public Outreach and Coordination with Key Referral Sources
- Person-Centered Counseling (PCC)
- Streamlined Eligibility for Public Programs

NWD SYSTEMS FACILITATE ACCESS TO MEDICAID

APRIL 2020 – SEPTEMBER 2022

1,436,793

INDIVIDUALS ASSISTED WITH APPLICATIONS FROM MEDICAID LTSS

557,845

INDIVIDUALS SUPPORTED WITH COMPLETING FINANCIAL ASSESSMENTS FROM MEDICAID-FUNDED PROGRAMS

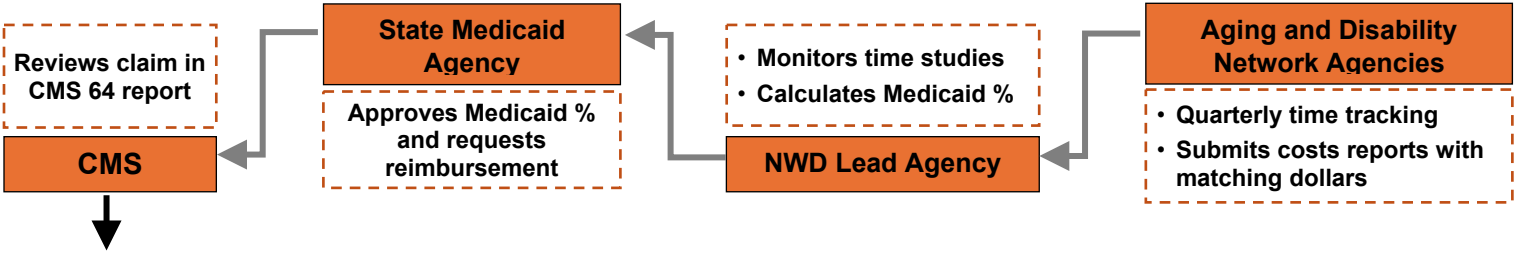
1,856,694

INDIVIDUALS SUPPORTED WITH COMPLETING FUNCTIONAL ASSESSMENTS FROM MEDICAID LTSS



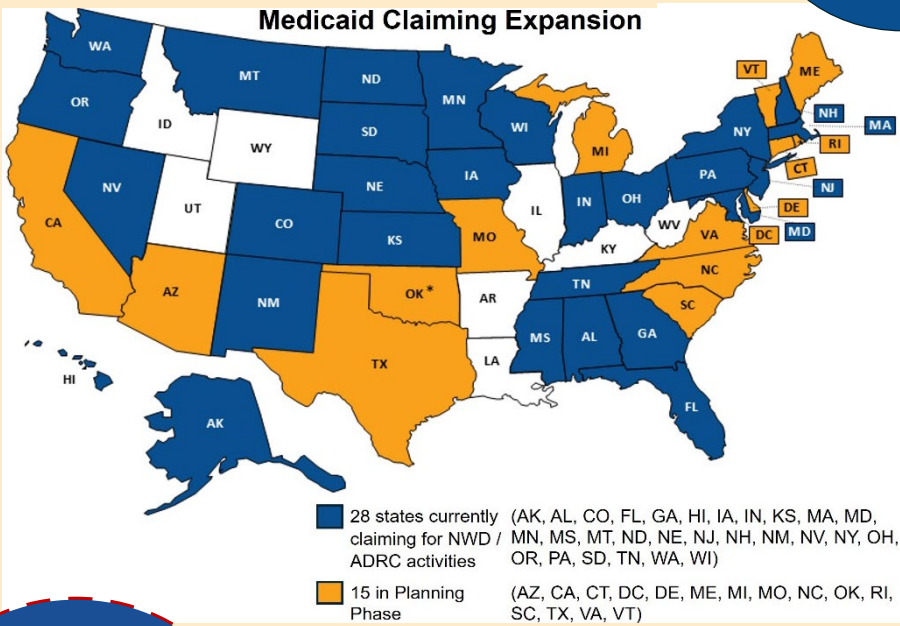
MEDICAID ADMINISTRATIVE CLAIMING PROVIDES A SOURCE OF FUNDING TO SUSTAIN THE NWD SYSTEM

Medicaid Administrative Claiming supports efficient and effective administration of the Medicaid program.



Many States are already Claiming Medicaid Approved Activities. They Include:

- Conducting Outreach and Consumer Education about Medicaid
- Assisting Individuals to Complete Medicaid Applications
- Facilitating Person-Centered Counseling about Medicaid Options
- Screening for Medicaid Program
- Training about Medicaid
- Program Planning/Interagency Coordination about Medicaid



28 States are Claiming

15 States are in Planning Phase

Claiming Amounts Range from \$27,000 – \$34,000,000 per year

\$60 MILLION¹

Estimated Medicaid administrative funding supporting NWD System activities per year



TOOLKIT

ACL and CMS partnered to produce the [NWD System Reference Document](#) for Medicaid Administrative Claiming

PHASE I TOOLS

Establish Costs and Document Medicaid Time

Project Work Plan

Presentation for State Level Partner Agencies

Presentation for Stakeholders

Cost Simulator

Code Development Guidance

PHASE 2 TOOLS

Develop Agreements and Approvals

Cost Pool Guidance and Cost Pool Spreadsheet

Sample MOU Language

¹ Represents knowledge from Administration for Community Living informal communication with state NWD System personnel.

FOR MORE INFORMATION, PLEASE VISIT NWD.ACL.GOV