

# STRATEGIES TO SUSTAIN A **NOWRONGDOOR** SYSTEM



a partnership  
between...



and aging and disability network agencies



## LTSS DEMAND IS **GROWING**

### MORE PEOPLE ARE ARE CHOOSING HCBS

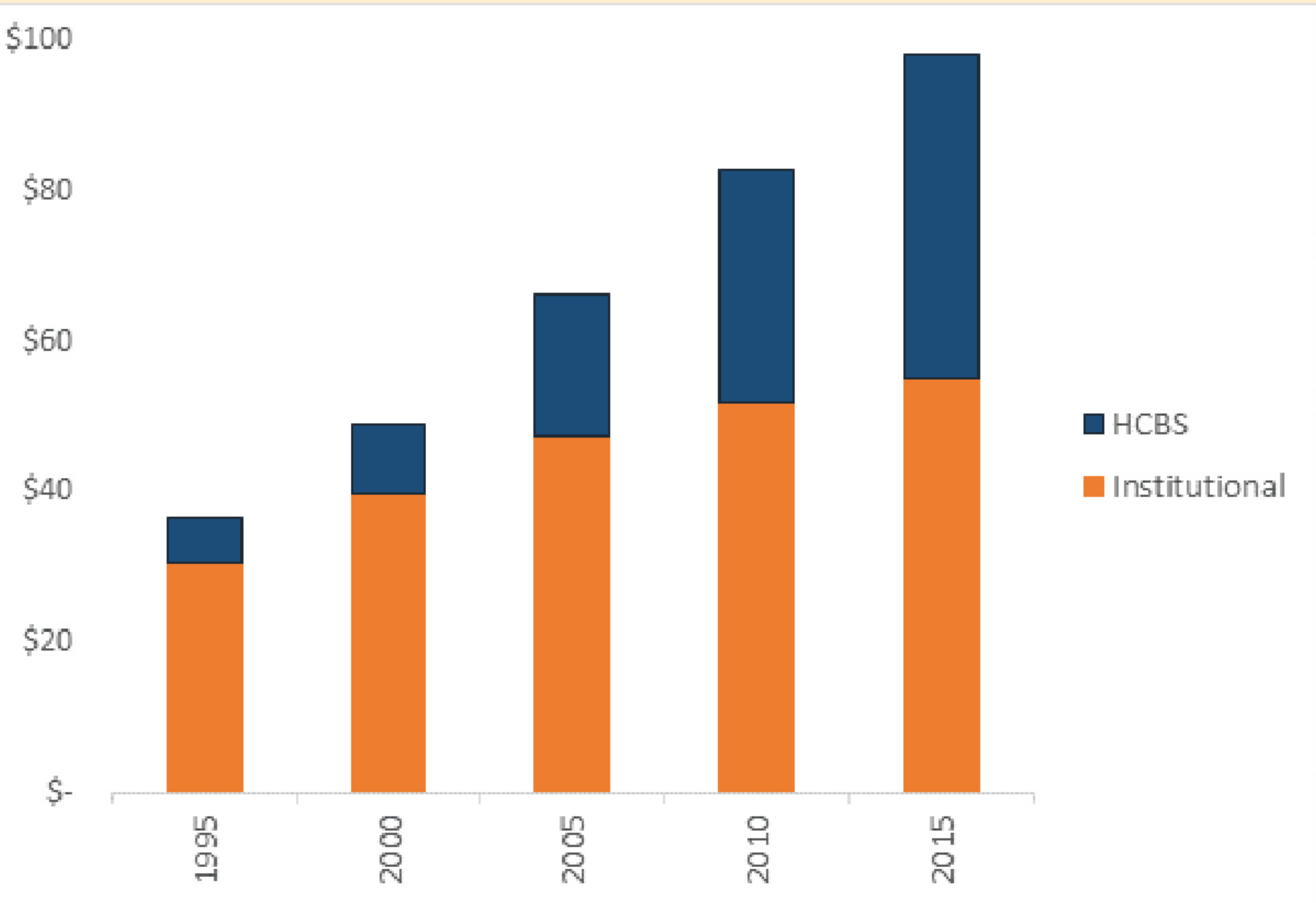
Home and community-based services (HCBS) comprised 57 percent of FY 2016 Medicaid LTSS expenditures for all populations; more than tripling (3.4 times) from 17 percent in FY 1995.

### MOST PEOPLE RECEIVE LTSS THROUGH MEDICAID

Medicaid covers nearly half of all LTSS spending which analysts project will increase from \$167 billion in 2016 to \$293 billion in 2026.

Nearly 11 million community residents in the United States need long term services and supports (LTSS), roughly half of them under age 65.

### MEDICAID LTSS SPENDING: INSTITUTIONAL VS COMMUNITY



## NWD SUPPORTS **ACCESS AND CHOICE** IN LTSS

**ACCESS CHOICE**



NWD promotes HCBS by supporting states' efforts to develop coordinated systems of access to make it easier for individuals to learn about and access LTSS in their communities.

### Successful efforts to sustain NWD Systems include building partnerships to maximize existing funding including:

- Older Americans Act
- National Family Support Program
- Veteran Directed Care
- Care Transitions Income
- Medicaid
- ADRC Grant
- Charitable Donations
- Consumer Fees and Cost-Sharing
- Grants
- State General Revenue
- Other Federal Funding

On average, none of these sources make up more than **1/4** of a state's NWD Systems budget

State NWD systems need sustainable and diverse funding sources in order to keep up with rising LTSS demand.

NWD SYSTEMS  
OPERATE  
THROUGH A  
**DIVERSITY**  
OF FUNDING  
SOURCES

### KEY FUNCTIONS OF A **NO WRONG DOOR** SYSTEM

- State Governance and Administration
- Public Outreach and Coordination with Key Referral Sources
- Person-Centered Counseling (PCC)
- Streamlined Eligibility for Public Programs

## NWD SYSTEMS **GAIN TRACTION** THROUGH ...

### FULLY FUNCTIONING STATUS

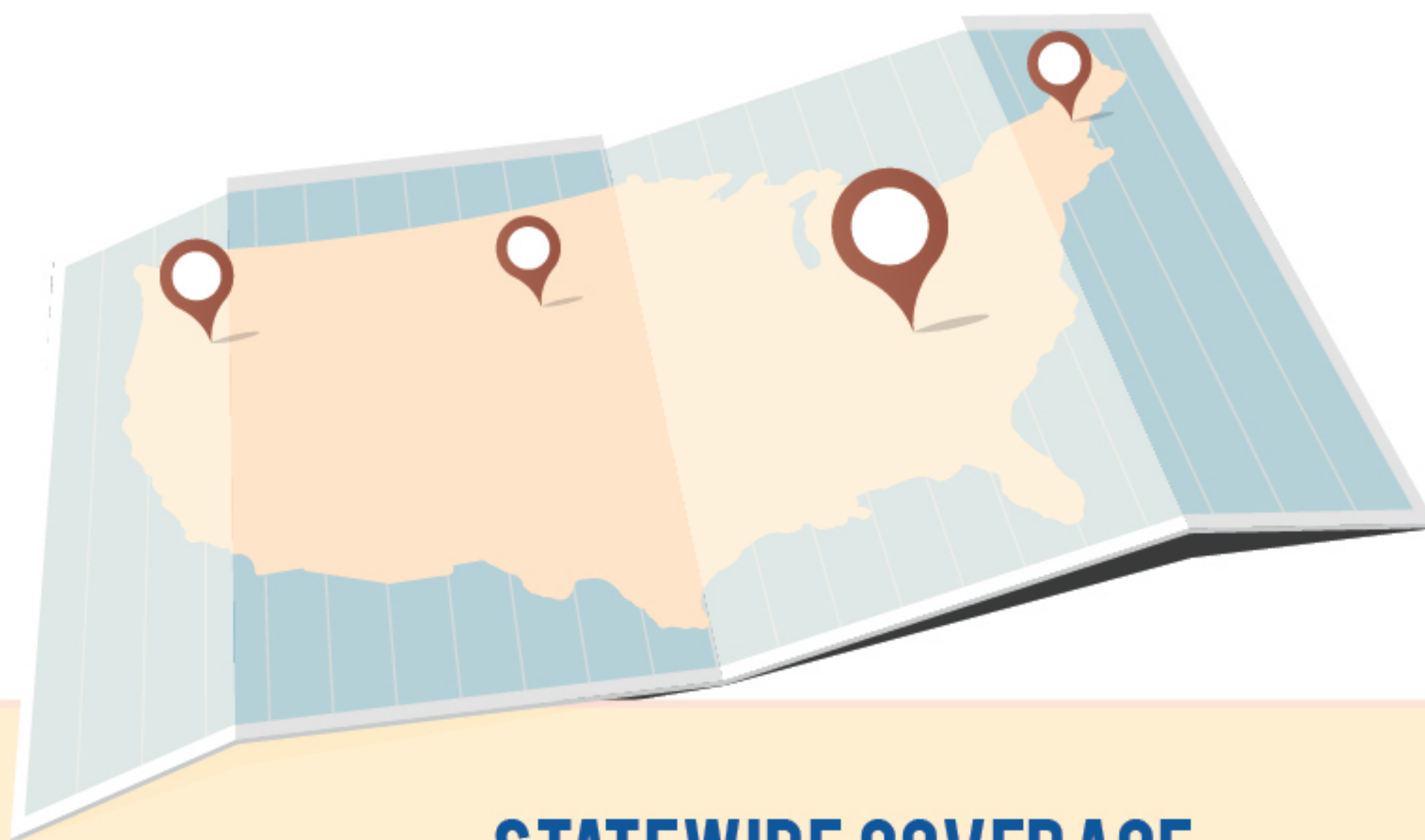
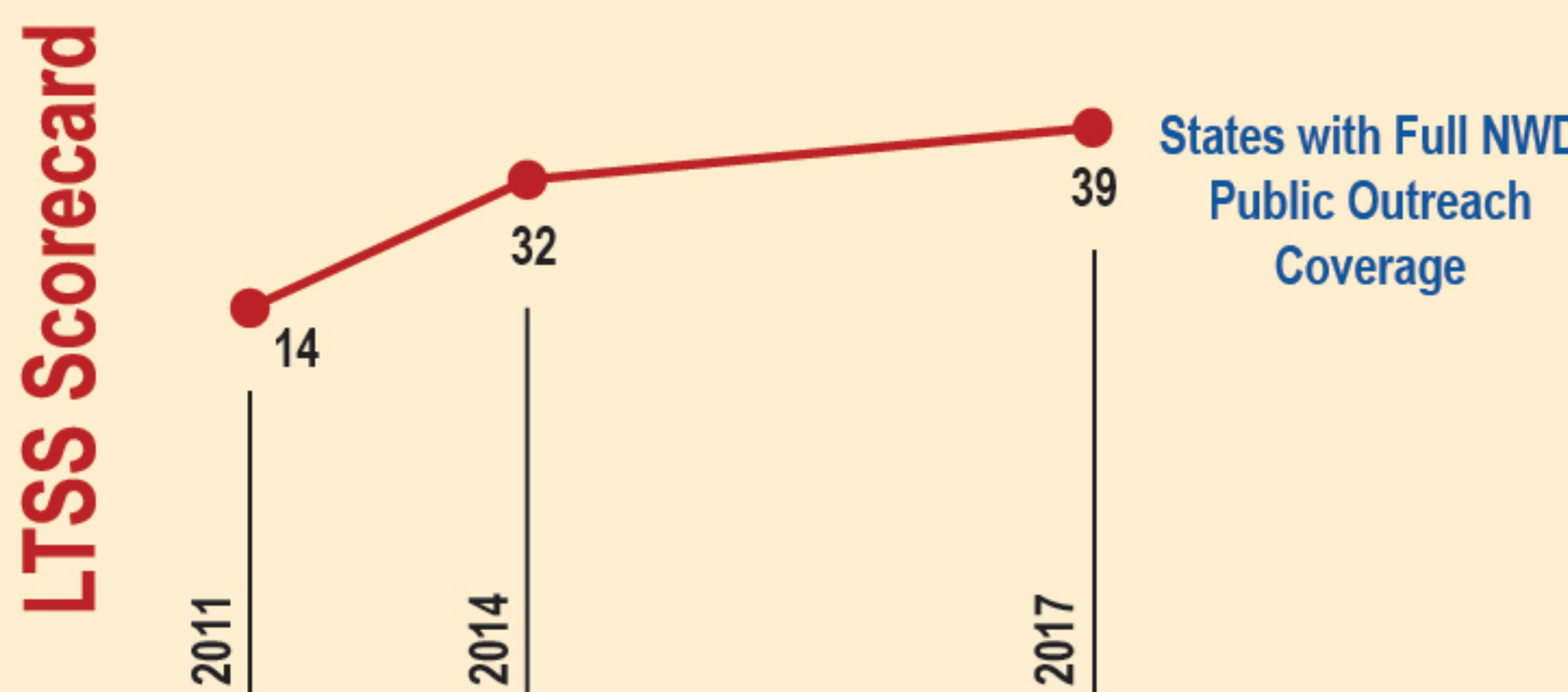
NWD Function Coverage - 2017 LTSS Scorecard



### STATE INFRASTRUCTURE THROUGH LEGISLATION



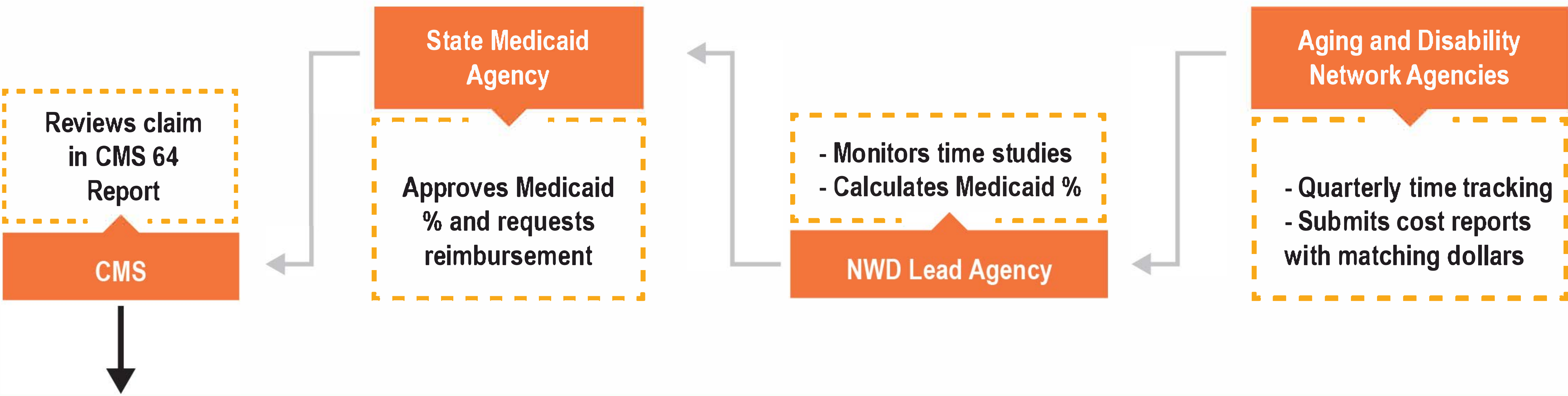
### STATEWIDE COVERAGE





MEDICAID ADMINISTRATIVE CLAIMING PROVIDES A SOURCE OF FUNDING TO SUSTAIN THE NWD SYSTEM

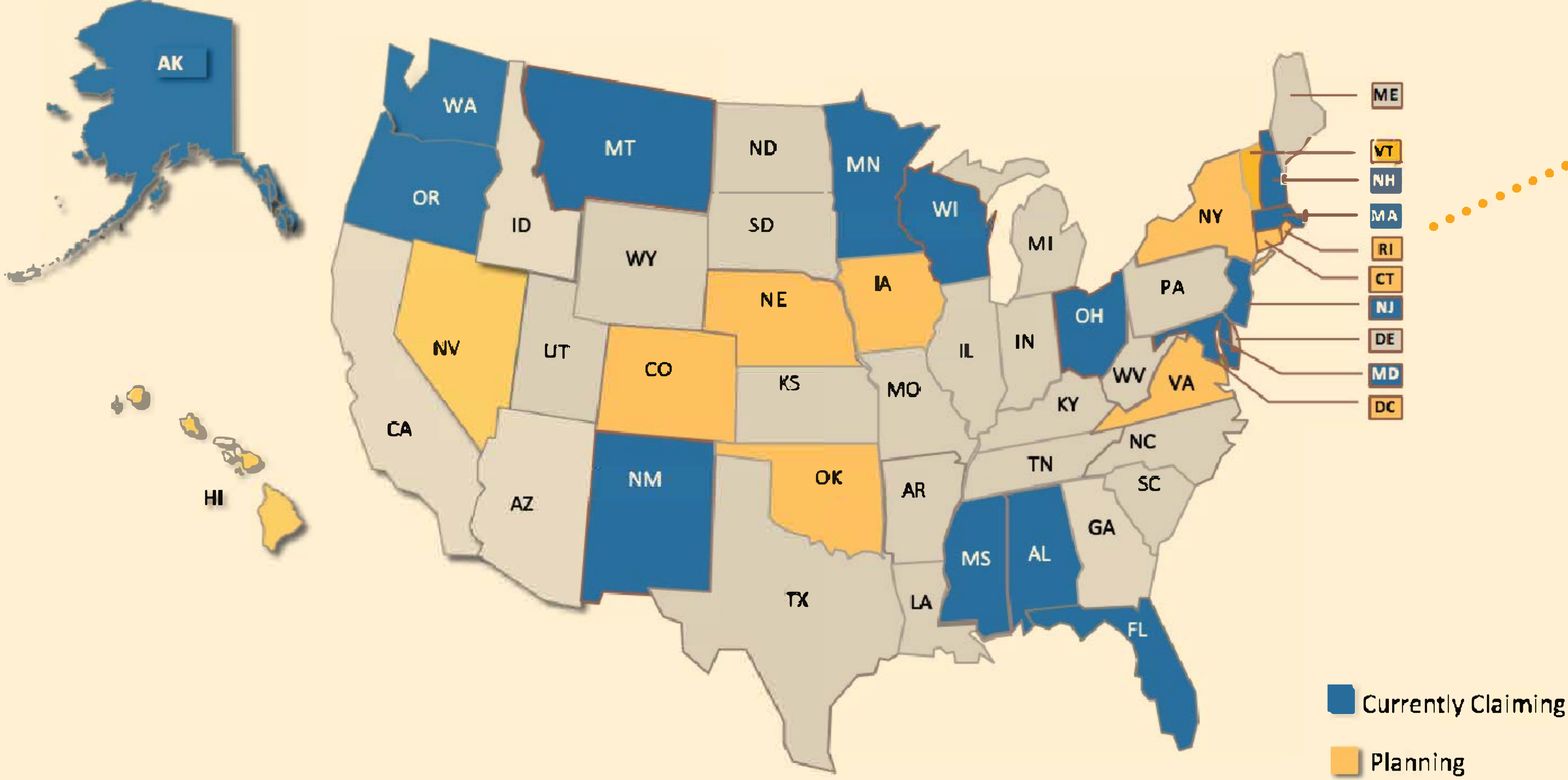
Medicaid Administrative Claiming supports efficient and effective administration of the Medicaid program.



MANY STATES ARE ALREADY CLAIMING MEDICAID APPROVED ACTIVITIES. THEY INCLUDE:

- Conducting Outreach and Consumer Education about Medicaid
- Assisting Individuals to Complete Medicaid Applications
- Facilitating Person-Centered Counseling about Medicaid Options
- Screening for Medicaid Program
- Training about Medicaid
- Program Planning/Interagency Coordination about Medicaid

MEDICAID CLAIMING EXPANSION



15 STATES ARE CLAIMING

Alabama  
Alaska  
Florida  
Maryland  
Massachusetts  
Minnesota  
Mississippi  
Montana  
New Hampshire  
New Jersey  
New Mexico  
Ohio  
Oregon  
Washington  
Wisconsin

12 MORE STATES ARE IN PLANNING PHASE

CLAIMING AMOUNTS FOR MOST STATES

\$500,000–  
\$2,000,000  
per year



\$45 MILLION<sup>1</sup>

Estimated Medicaid administrative funding supporting NWD System activities per year

TOOLKIT



ACL and CMS partnered to produce the [NWD System Reference Document](#) for Medicaid Administrative Claiming.

PHASE 1 TOOLS

Establish Costs And Document Medicaid Time

Project Work Plan

Presentation for State Level Partner Agencies

Presentation for Stakeholders

Cost Simulator

Code Development Guidance

PHASE 2 TOOLS

Develop Agreements And Approvals

Cost Pool Guidance and Cost Pool Spreadsheet

Sample MOU Language

<sup>1</sup> Represents knowledge from Administration for Community Living informal communication with state NWD System personnel.